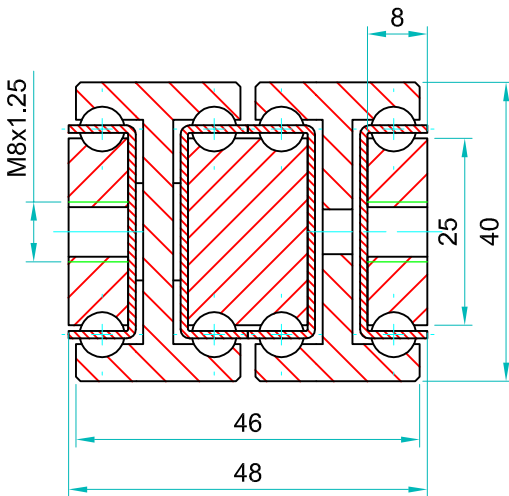
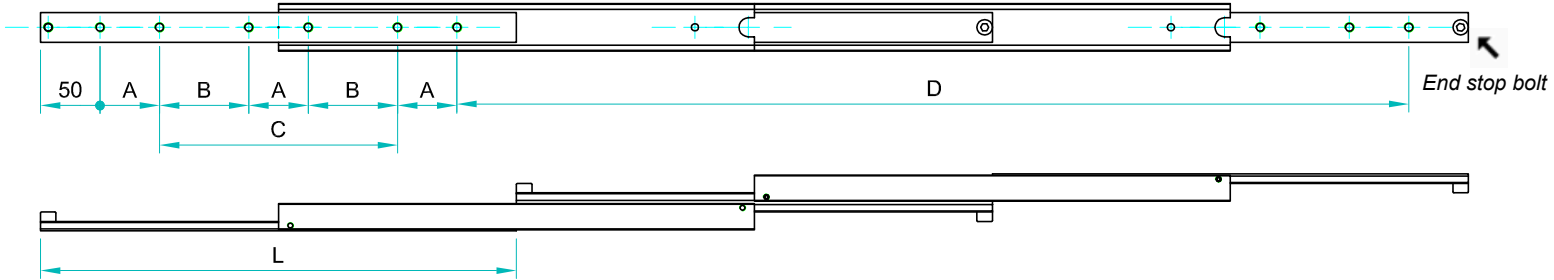




M8 threaded holes on both inner beams for bolting into



ADDTS-40 weighs 4.55kg/m. Sold as singles				Drilling Pattern		
Part Number	Closed Length: L	Extension Length: D	Load per Pair: kg	"A"	"B"	"C"
4015.ADDTS040.0200	200	400	38	50	-	-
4015.ADDTS040.0250	250	500	40	50	-	50
4015.ADDTS040.0300	300	600	42	50	-	100
4015.ADDTS040.0350	350	700	44	50	-	150
4015.ADDTS040.0400	400	800	46	50	-	200
4015.ADDTS040.0450	450	900	48	50	-	250
4015.ADDTS040.0500	500	1000	50	50	-	300
4015.ADDTS040.0550	550	1100	48	50	150	350
4015.ADDTS040.0600	600	1200	46	50	175	400
4015.ADDTS040.0650	650	1300	42	50	200	-
4015.ADDTS040.0700	700	1400	40	50	225	-
4015.ADDTS040.0750	750	1500	39	50	250	-
4015.ADDTS040.0800	800	1600	38	50	275	-
4015.ADDTS040.0850	850	1700	37	50	300	-
4015.ADDTS040.0900	900	1800	36	50	325	-
4015.ADDTS040.0950	950	1900	35	50	350	-
4015.ADDTS040.1000	1000	2000	34	50	375	-
4015.ADDTS040.1050	1050	2100	33	50	400	-
4015.ADDTS040.1100	1100	2200	32	50	425	-
4015.ADDTS040.1150	1150	2300	30	50	450	-
4015.ADDTS040.1200	1200	2400	28	50	475	-



'Global Company, Global Reach'



If mounting on the indirect axis, flat, as in the image above, reduce the load capacity by 60-80% and allow for increased deflection, or contact our engineers to request accurate FEA load analysis for OEM projects. We load rate per fully extended pair of slides on the direct axis, upright, with uniform loading across the beams. If load capacities need to be increased, please contact us for technical advice.

Material:

Beams: EN-AW 6082 T6, anodised acc. 8S1615 M10

Ball bearings: Stainless steel AISI-316L (1.4404)

Ball cages: Stainless steel sheet 316L (1.4404). Laser cut for accuracy

End bolts & stopping pins: Stainless steel A2 304 (1.4301)

Surface Protection: Anodised to BS 1615 AA10 (max length 1100mm). Lengths 1150mm+ supplied raw, non-anodised.

Temperature range: We recommend -40 to +200° C with low/high-temp lubrication and free movement to allow for expansion.

Lubrication: We apply and recommend lithium based EP3 grease for general applications. High & low temp grease upon request

Thread pitches: As per end profile image - coarse.

Options:

'F' - One mounting beam countersunk

'FF' - Both beams countersunk

'SA' - Stainless 316L end bolts & retaining pins
(Subject to manufacturing MOQ: 50 pieces)

Bespoke length, drilling pattern & extension on request


Do not dismantle the slide! 

The maximum safe working load is stated for a fully extended pair of slides, mounted upright. Use all fixing holes and spread the load evenly across the inner beam.

Flat mounting: Reduce the load by 60-80%.

We recommend the use of strong L brackets for under or floor mount.

Deflection is calculated at approx 1% of the closed length, at or near full load capacity.



'Global Company, Global Reach'