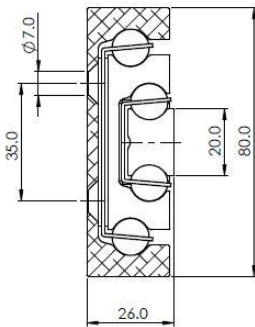
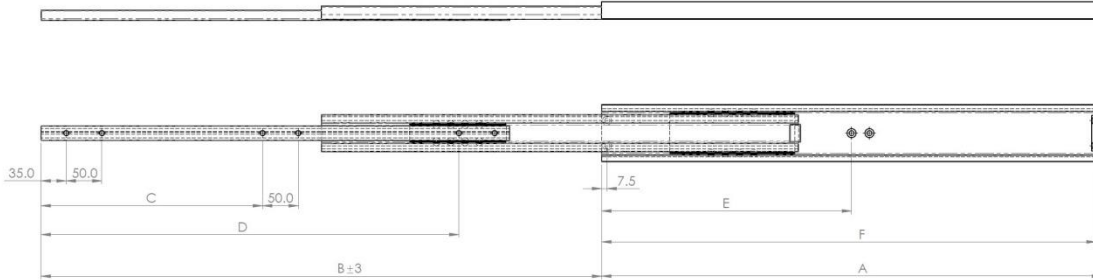
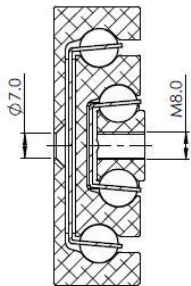


**Ultio 8028**



Part Number	Installation Length "A"	Extension Length "B"	Load Per Pair (kg)	Drill Table			
				"C"	"D"	"E"	"F"
4005.8028.0500	500	600	200		385	250	492.5
4005.8028.0550	550	650	210	235	435	275	542.5
4005.8028.0600	600	700	210	260	485	300	592.5
4005.8028.0650	650	750	200	285	535	325	642.5
4005.8028.0700	700	800	200	310	585	350	692.5

Options: Various dimensions of the main profile, slide lengths, extensions, drillings and hole centres to customer requirements



**Mounting details**  
Refer to drill table hole pitches



We recommend use the major axis, do not dismantle the slide! The maximum safe load is given for a fully extended pair of slides, mounted on the major axis, with a load spread uniformly along the inner beam.

**Material:** The 8028 slide is manufactured from aircraft grade 7005 T53 temper strength, extruded aluminium sections. Bearings, ball cages and non-aluminium components are all 304 Stainless Steel. The beams are anodised, self colour.

*'UK Company, Global Reach'*